

Saco Bay Artists

April 2023 Newsletter



Our meetings are held monthly from March-December, usually on the second Monday of the month from 10:30 am -12:30 pm. The meeting location is the Saco Parks & Rec Center at 75 Franklin Street in Saco. OUR NEXT MEETING WILL BE ON MONDAY, MAY 8, 2023 - ALL WELCOME. Please look for signs at the building entrances indicating whether masks are required based on community COVID levels. Once in the meeting room, masks are currently optional, so please do whatever makes you comfortable.

We host a “drop in” at the Rec Center on the non-meeting Mondays from 10:30 am – 12:30 pm for those who would like to get together to paint, create, chat, etc. Please let Ellen (pastelpainter84@gmail.com) know if you might like to join on those Mondays; she has been trying to email around on Sundays to see who plans to attend, which helps us all in planning.

April Meeting Minutes:

- Ellen called the meeting to order and gave the Treasurer’s Report provided by Lettie.
- The membership report showed that 37 members have renewed; a reminder was given of the discounted show fee benefit if you are a member and attend at least 3 meetings per year.
- Cathy T alerted the group that [Biddeford Community Gardens](#) is hosting a pollinator festival on May 13 from 12-4pm at Rotary Park: “Lots of fun activities for kids & adults, music, food, and our first Makers' Fair & Plein Air painting event.” The plein air event is hosted by Hydra Art Collective; there’s no fee to enter, but if you sell anything in the wet paint sale you are asked to please donate a portion to the gardens. For more information, contact mrdavis1111@gmail.com.
- This year Ocean Park (OOB) will again host two summer bazaars, July 19 (rain date, July 20) and Aug 16 (rain date, Aug 17) from 9 am – 1 pm, with set up starting at 7:30 am. The fee is \$25 for a 6 foot table (provided) and food & drink are available for purchase. This is a good event for offering smaller, less expensive pieces. The event is outdoors between the Ocean Park library lawn and Curtis lawn, so bring sunscreen and an umbrella for shade if desired. You must fill out a registration form in advance to reserve a spot. Nancy Kenney will bring some to the May meeting or you can also contact her to obtain one or for more information: 978-502-2615 or nancyckenney@aol.com.
- The meeting was adjourned so the papermaking demo by Gayle Fitzpatrick could begin.

SBA Leadership Roles and Needs

We have been incredibly fortunate to have such dedicated and talented members who have volunteered their time for SBA Chair and Committee positions over the years, but several of our current leaders have understandably expressed a desire to identify successors so they can pass the torch. Members are encouraged to review these positions and to please express their interest in taking on these roles or even just helping with some of the responsibilities.

- **SBA Chairperson:** Ellen has served as Chair for several years and has also faced some recent health challenges so she would like to transition out of the role. Responsibilities include preparing agendas, running SBA meetings and collecting attendance, ensuring that reports are provided from other committee chairs (finance, membership, etc.), arranging demos, and other responsibilities as needed.
- **Summer Show Coordinator:** Kathy has asked if someone would work with her this spring/summer to learn about our shows and how to put them together, with the idea that this person would transition into the show coordinator role. Kathy is preparing a month by month checklist of tasks that need to be completed.
- **SBA Finance:** David Steed has stepped back from his finance role due to other commitments. There is a need for someone to oversee the budget and work with the treasurer to develop the budget.
- **SBA Treasurer:** Lettie would like to transition out of the Treasurer role. This involves depositing checks, making payments, working with SBA's bank, tracking deposits and withdrawals from the various accounts, and working with the Finance person on budgeting.

Please let Ellen know if you are interested in learning more about the Chair or financial roles (pastelpainter84@gmail.com) or contact Kathy about the Show Coordinator role (207-937-2125 or kathyangellee@gmail.com).

April Demo by Gayle Fitzpatrick

Gayle Fitzpatrick gave a very interactive and entertaining demo during the April SBA meeting. Gayle has taught in public and private schools and adult and community programs for 30+ years. She is a practicing artist who creates and exhibits painted art, printmaking and paper works.


During the demo, Gayle described the process of making paper from dry purchased fibers (like kozo and abaca), from soaking and beating the pulp, to forming sheets, pressing the sheets and drying sheets. She illustrated the process, using pre-mixed pulp and screens, adding fibers/layers/other items of interest, pressing the resulting wet "sheets" between felt pads and rolling onto plexiglass to dry. She showed examples of fibers that can be sourced, finish paper samples and other examples of her work.













MAKING PAPER




Tear the dried pulp (or paper to recycle) into pieces and soak in a bucket of water. The longer that you soak the pieces, the less time you will spend beating the fiber to a pulp.




Put a cup of this watery pulp mixture into a blender, add more water and blend for 1-3 minutes.

Yes. This is where the phrase "beaten to a pulp" comes from.


You now have slurry!



Fill a plastic tub with several inches of water, and add the slurry.




Hold the deckle flush on top of the mold. Dip it into the tub of slurry and lift it up.




Carefully remove the deckle from the mold, and set it aside. It will float in the tub of slurry.

Slowly turn the mold over onto the felt, paper side down. Rock the mold gently back and forth to release your sheet of paper from the mold




Place a felt over the completed sheet of paper.

Make another sheet and continue until you have several sheets of paper between felts. You now have a "post" of paper.



Now it's time to press the water out of your paper. Place the post on a board. Place another board on top and apply pressure



You can now peel your paper off of the felts and dry the sheets of paper on a flat surface!

Questions? Feel free to email me at papermaker.mom@gmail.com

Upcoming May Demo with Gerard Bianco

Most people find it fascinating to watch an artist create a wonderful something on a piece of paper or canvas where there was nothing. Artists can learn much from watching another artist create a work of art. Even a small tidbit garnered from an insightful demonstration could forever change the way you paint. On Monday, May 8th, Gerard Bianco will demonstrate his painting process of three watercolor paintings from start to finish. He will present the tools he uses and will demonstrate three different techniques to represent one of the most important elements in a landscape painting. Do you know what that is? Please join us for this valuable and entertaining event. You won't want to miss it.

Gerard Bianco is an award-winning artist, author, and teacher with over 50 years' experience. He studied art at the Art Students League and the School of Visual Arts. His portraits and illustrations hang in corporate and private collections throughout the U.S., including the Naval Art Museum. He lives in Maine where he is hard at work on his next painting, illustration, and book.

Ellen is seeking volunteers to host demos during our monthly SBA meetings in 2023...and you get paid for it too! You are encouraged to show us how you make your art, but if you prefer not to "perform," a demo related to your art/technique, tips of the trade, history/influencers, etc. would be just as valuable. Feel free to get creative!

SBA Summer Shows in Ocean Park

As you may have seen, Kathy sent out an email in late January with information and the application for SBA's summer shows in Ocean Park. The application can be downloaded or printed from the SBA website: <https://www.sacobayartists.org/pdf/SBAShowApplication2023.pdf>. The dates are set as Tuesday July 4, Saturday August 5, and Saturday September 2 from 9 am – 4 pm.

SBA awards cash prizes at each show and the categories are Fine Art, Photography and Fine Craft. Be sure to check off which category your work falls under when you submit your application. Feel free to reach out to Kathy if you have questions (207-937-2125 or kathyangellee@gmail.com).



Libby Library Sketching

Sylvia has confirmed that sketching will be offered at the Libby Library in Old Orchard Beach again in 2023, running from June through October on the second Thursday of the month from 1:30-4:30 pm. The sessions will be held indoors this year. Stay tuned for more details in the coming months.

Gerard Bianco Exhibit

New SBA member, Gerard Bianco, will have an exhibit of his paintings and illustrations at the Meetinghouse Arts Gallery in Freeport, running from May 27-June 3. The opening reception is May 27 from 2-5 pm.

DUES REMINDER

If you haven't yet paid, 2023 dues are \$45. Please bring your check made out to Saco Bay Artists to the next meeting or mail it to Heather Fountain at 2 Pavia Ave, Old Orchard Beach, ME 04064.

A note for SBA members who participate in the summer shows, if you attend 3 business/program meetings during the year, your show fee will be \$35 instead of \$55/show. This is a nice benefit for attending meetings. Plus you get to meet other artists and enjoy excellent demonstrations.

SBA Chairs/Committees

Chair

*Ellen Pelletier – Prepare agendas, run meetings, demos

Committee chairs

*OPEN – Facility, Finance

*Lettie Lemay – Treasurer

Christine Labaree – Meeting Scribe & Newsletter Editor

*Kathy Angel Lee – Summer Show Coordinator

Heather Fountain - Membership Coordinator

Sylvia Orchard - Events

Stephen Beckett – Webmaster

Kailleigh Archibald – Facebook Coordinator

** Seeking successors – for more information, see meeting notes above or contact Ellen/Kathy.*